



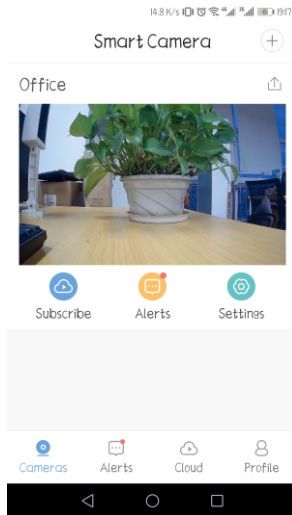
APP FUNCTIONAL DESCRIPTION

Smart camera main interface

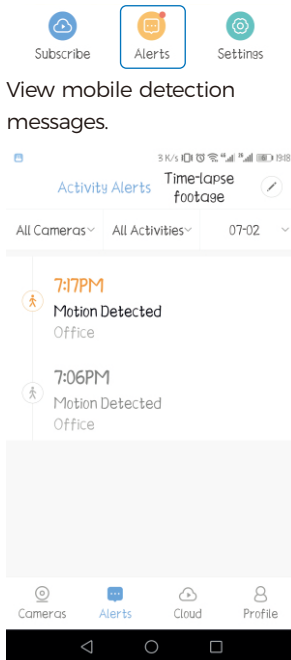
www.bnt-store.com

Cameras

On the smart camera interface, you can view your camera.



Alerts



Cloud



Subscribe



Alerts



Settings

You can purchase cloud storage or view cloud storage information and enter my cloud space. After subscribing to cloud storage, you can enjoy value-added services: AI cloud search, Abnormal sound detection, Time lapse recording time enhance and Timed on/off, Human Detection, Fast forward speed increase.

Profile

In the "Album", you can view the videos and pictures that were manually captured.

14:22



0 Camera(s)



Album



Notice



Feedback



About



Cameras



Alerts

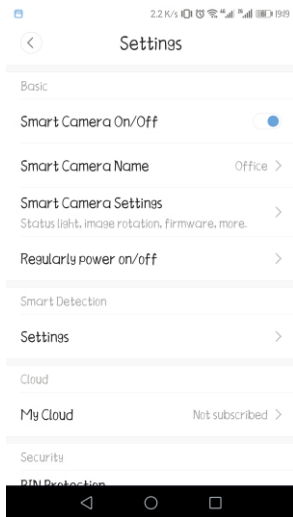


Cloud



Profile

Setting function

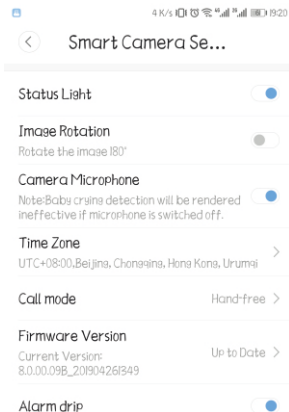


Smart Camera On/Off: If the camera is turned off, the screen can't be viewed. The camera is on by default.

Smart Camera Name: You can modify the camera name.

Smart Camera Settings:

You can set status light, image rotation, view firmware version and more.



Status Light: You can choose to turn it on or off. It is turned on by default.

Image Rotation: Don't turn

on the Image Rotation under normal conditions, otherwise the image will be rotated. It is off by default.

Camera Microphone: If it is off, the camera will not be able to capture sound. It is on by default.

Time Zone: Camera time zone setting, you can select the time zone according to your country.

Call mode: There are Two-way audio, Intercom and Hands-free

In Intercom mode, one-way audio allows you to communicate with your family, after your voice is sent, the other party can hear it.

In Hand-free mode, you and your party can talk and listen to each other.

The default is Intercom mode.

Call Mode Setting



Intercom



Hand-free

In hand-free mode, you and your party can talk and listen to each

Cancel

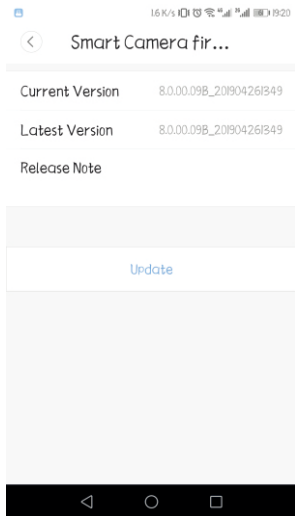
OK

Firmware Version

Current Version:
8.0.00.09B_201904261349

Up to Date >

Firmware Version: You can check if the camera has the newest firmware and decide whether to update the camera.



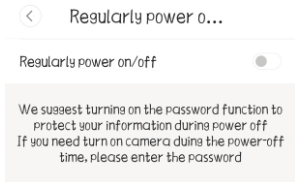
Alarm drip



Alarm drip: When turned on, if an alarm is triggered, the "Di-Di" sound will be heard.

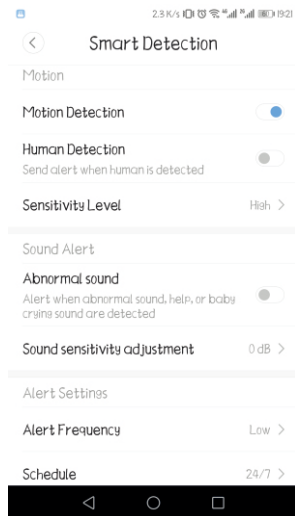
Regularly power on/off:

This function requires cloud



storage to be enabled before it can be used.

Smart Detection Alarm



The options include Motion Detection, Sound Alert, Alert Settings etc.

Motion Detection: The motion detection alarm is triggered when the camera monitors the screen change. It is off by default.

Human Detection: An alarm is triggered only when someone moves in the monitored area.

This function requires cloud storage to be turned on before it can be used.

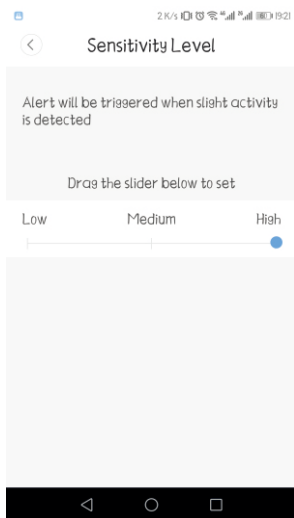
Sensitivity Level: The Sensitivity is divided into three levels: high, medium and low. The default is high.

High: Alert will be triggered

when slight activity is detected

Medium: Alert will be triggered when moderate activity is detected

Low: Alert will be triggered only when significant activity is detected.



Sound Alert

Abnormal sound

Alert when abnormal sound, help, or baby crying sound are detected



Sound Alert: It alarms when it detects an abnormal sound, a baby crying or other noise. This function requires cloud storage to be turned on before it can be used.

Sound sensitivity adjustment

0 dB >

If using a sound alert, the sound decibel of the alarm can be adjusted.

Alert Settings

Alert Frequency

Low >

Schedule

24/7 >

Alert Settings

Alert frequency: divided into low, medium and high levels, the default is low.

Low: Activity detection “cool off” period is longer. You will

receive less frequent alerts.

Medium: Activity detection “cool off” period is moderately longer. You will receive slightly less frequent alerts.

High: Activity detection “cool off” period is short. You will receive more frequent alerts.



4.2 K/s 100% 4G 19:22



Alert Frequency


Activity detection “cool off” period is longer. You will receive less frequent alerts

Drag the slider below to set

Low

Medium

High



Alarm period: The default is 7 days, 24 hours to open. The customer can customize the time for when the alarm is turned on, and up to 3 time periods can be set.

My Cloud

Cloud

My Cloud

Not subscribed >

View cloud storage information and access my cloud space. After purchasing cloud storage, you can Enjoy value-added services: AI cloud retrieval, sound detection, time-lapse of hourglass recording and time-switching. Humanoid detection, fast forward multiplication speed increase, abnormal sound detection, time hourglass recording time expansion, time switch machine.

Security

Security

PIN Protection

Require PIN to access camera

Password protection: You need to verify the password when viewing the camera screen. This is the secondary protection of the camera. To enable it, you need to set a 4-digit password, which is turned off by default.

12.7 K/s 100% 4G 38% 19:22

Set PIN

Enter a 4-digit PIN

--	--	--	--

Network

Network

Info

Connectivity

Info: You can view the Wi-Fi information connected to the camera, including Wi-Fi strength, camera IP address, etc.

Connectivity: Test the camera's network status, connect your phone and camera to the same network.

25.2 K/s



Info

WIFI SSID tollarc-s

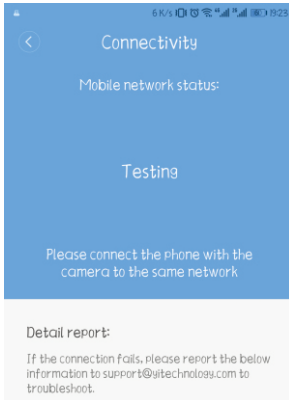
WIFI Strength 100%

Router Package Loss 0%

Internet Package Loss 0%

IP Address 192.168.0.101

MAC Address 20:32:33:5C:03:64



Notifications

Notifications

Video and Photos

Allow camera to push alert videos and images, and restore them on Cloud with encryption



Allows the camera to push videos and images and encrypt them in the cloud.

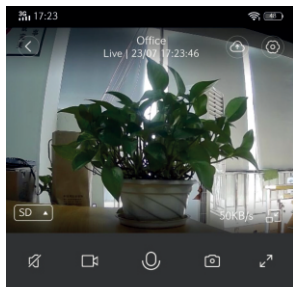
Delete

Delete

Delete the added camera. After deletion, you need to add it again.

Time Hourglass

Click on "Time Hourglass" to record time albums. (You can set the time by setting Hourglass, record a long story: such as a baby growing, plant blossoms, etc. We will compress the video into seconds or tens of seconds for you to save and share it!) Cloud storage is required for more than 12 hours of footage.



Time-lapse ?

Record



Record length
Select



Video length
Select

Time-lapse footage



Gimbal



Cruise



Time lapse



Alerts

